

ECONOMY AND DEMOGRAPHICS

ECONOMY

GDP (2017) **€3,277.3BIL.**
 GDP per Capita (2017) **€39,649**

GDP Growth Rate (2018f) **1.9%**
 Unemployment Rate (2018) **3.5%**

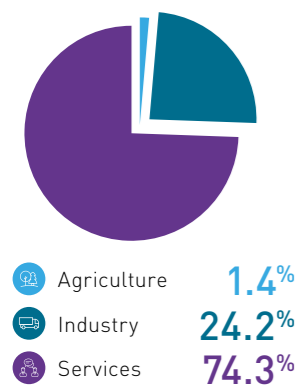
Main Exports

- Motor Vehicles
- Machinery
- Chemicals
- Computer & Electronic Products
- Electrical Equipment
- Pharmaceuticals
- Metals
- Transport Equipment
- Foodstuffs
- Textiles
- Rubber & Plastic Products

Main Trading Partners

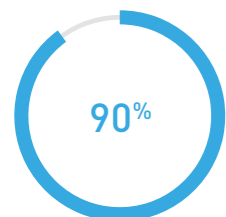
- Austria
- Netherlands
- China
- Poland
- France
- UK
- Italy
- US

Labor Force by Occupation



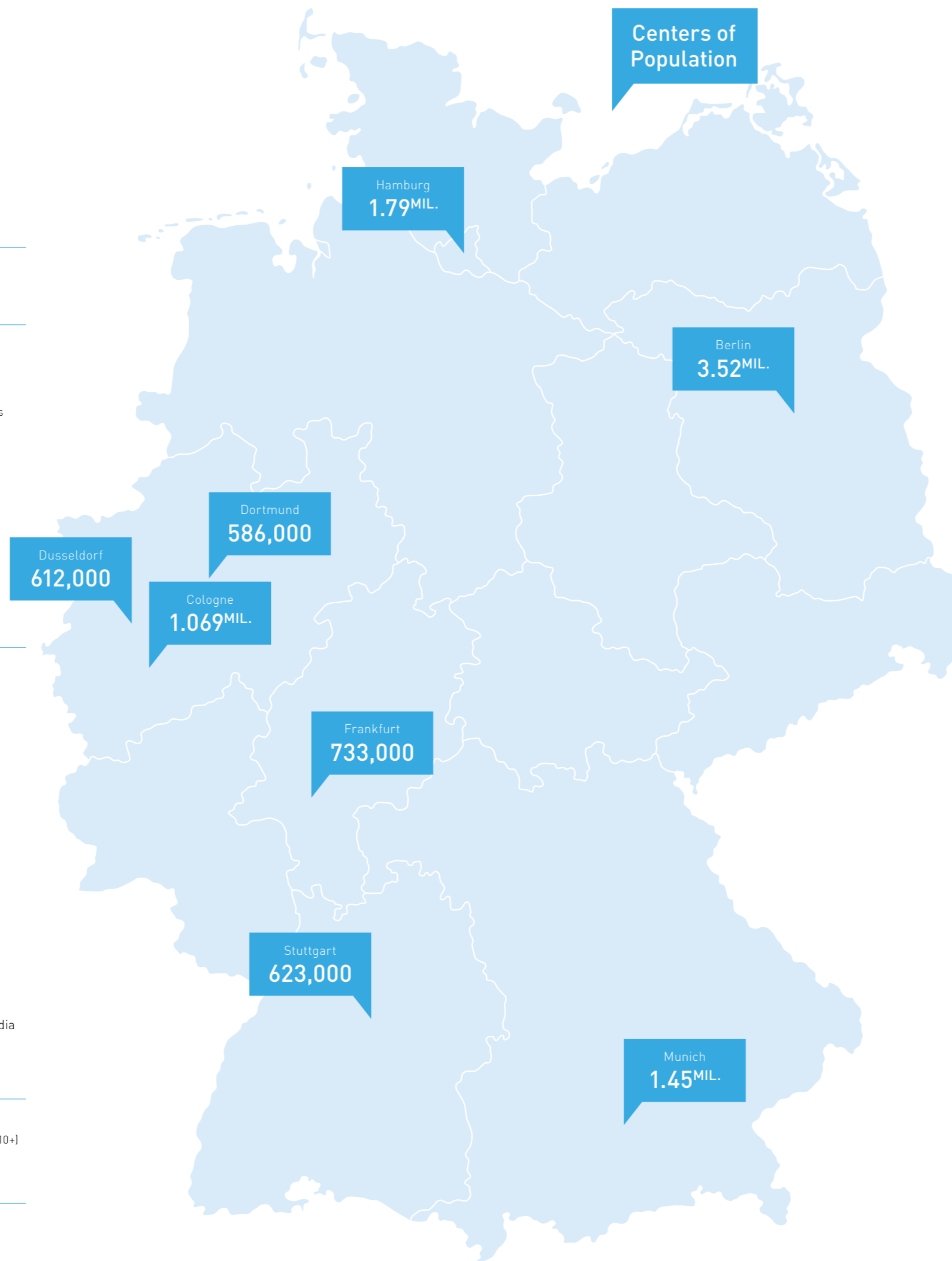
TECHNOLOGY

Internet Users (aged 10+)



Time spent per day using Media (adults) **10.6 HOURS**

E-commerce Spend (per year per internet user aged 10+) **€818**



Centers of Population

GEOGRAPHY

Land Area **348,672^{SQ.} KM**

DEMOGRAPHICS

Population **82.8MIL.**
 Total Number of Households **41.3MIL.**

Population by Age



Median Age

