

Economy, Demographics, and Connectivity

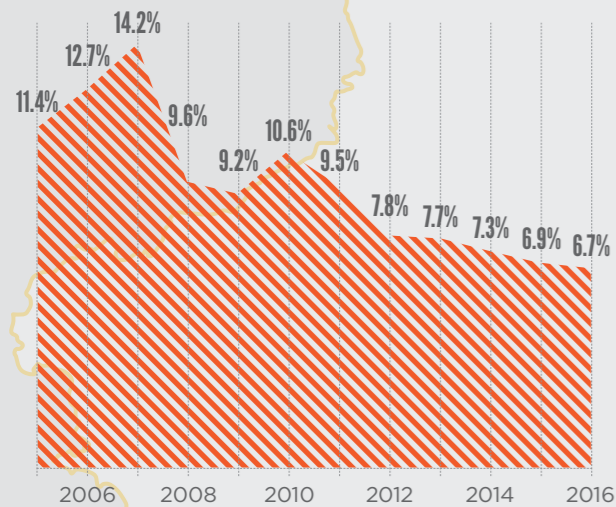
ECONOMY

GDP

\$11.0 TRILLION

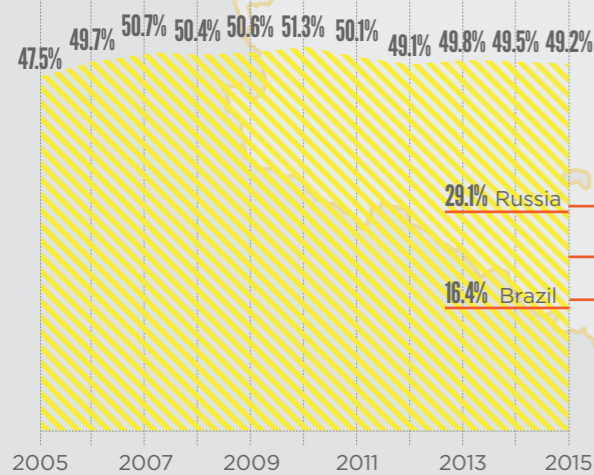
(Over half the US GDP and over two times larger than Japan's)

GDP Rate of Growth



Gross National Saving

(% of GDP)

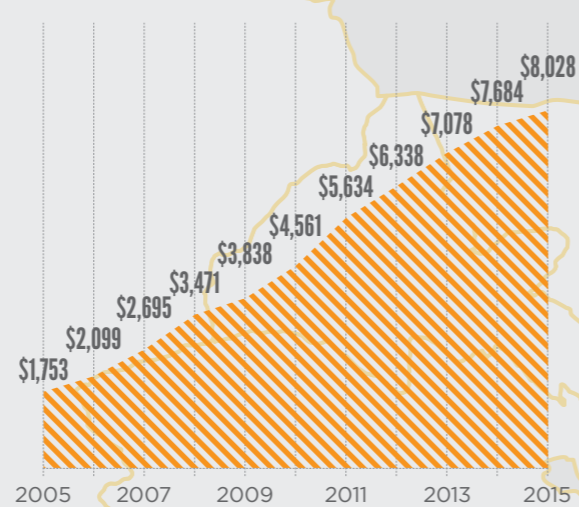


GDP Per Capita


US \$8,028

(Somewhat less than Brazil)

GDP Per Capita Growth



Foreign Direct Investment



Exports²

\$ 2.01 TRILLION

(Number two worldwide, following the EU and ahead of the US)



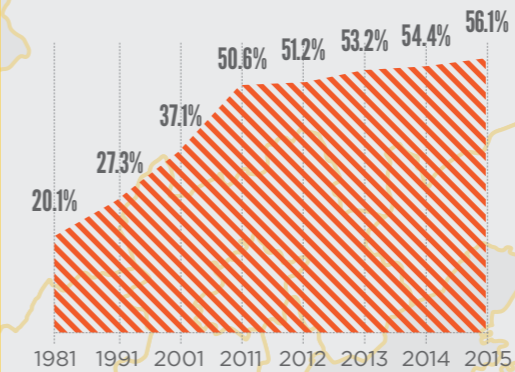
POPULATION

Total Population

1.37 BILLION

Urban Population

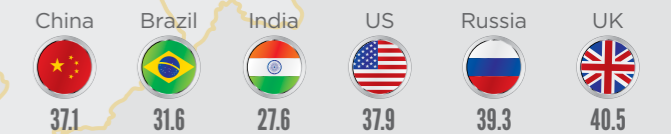
(as percent of total population)



Population by Age²



Median Age²



GEOGRAPHY

Land Area

9.4 MILLION SQ. KM. / 3.6 MILLION SQ. MI.

(world's second-largest nation after Russia, and slightly larger than the US)

CONNECTIVITY¹

Total Internet Users

710 MILLION

Rural Internet Users

191 MILLION

Total Mobile Internet Users

656 MILLION

Internet user average time online per week

26.5 HOURS

Internet Penetration

51.7%

Internet Users on Mobile

92.5%

Figures are from the World Bank for 2015 unless noted
¹ China Internet Network Information Center (CNNIC) as of June 2016
² CIA World Fact Book 2016 estimates